



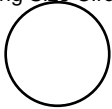
**RING SIZE
CONVERTER.**

Printable Ring Sizer


How to Use This Printable Ring Sizer:

1. Make sure to print this page at 100% scale (no scaling). Use 'Actual Size' in your printer settings.
2. To use the ring size circles: Place your existing ring over each circle until you find the one that matches the inside edge.
3. To use the measuring strip: Cut out the strip below, wrap it around your finger, and read the ring size at the arrow.
4. For best accuracy, measure your finger at the end of the day when it's largest.


Ring Size Circles (US): Match the inside of your ring with the circles below




US Size 3 - Diameter: 13.7 mm




US Size 4 - Diameter: 14.1 mm



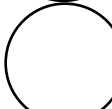
US Size 5 - Diameter: 14.5 mm




US Size 6 - Diameter: 14.9 mm



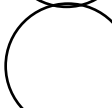
US Size 7 - Diameter: 15.3 mm



US Size 8 - Diameter: 15.7 mm



US Size 9 - Diameter: 16.1 mm



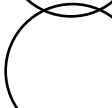
US Size 10 - Diameter: 16.5 mm



US Size 11 - Diameter: 16.9 mm



US Size 12 - Diameter: 17.3 mm



US Size 13 - Diameter: 17.7 mm